

How to create a Quote in a currency other than the Entity's currency?

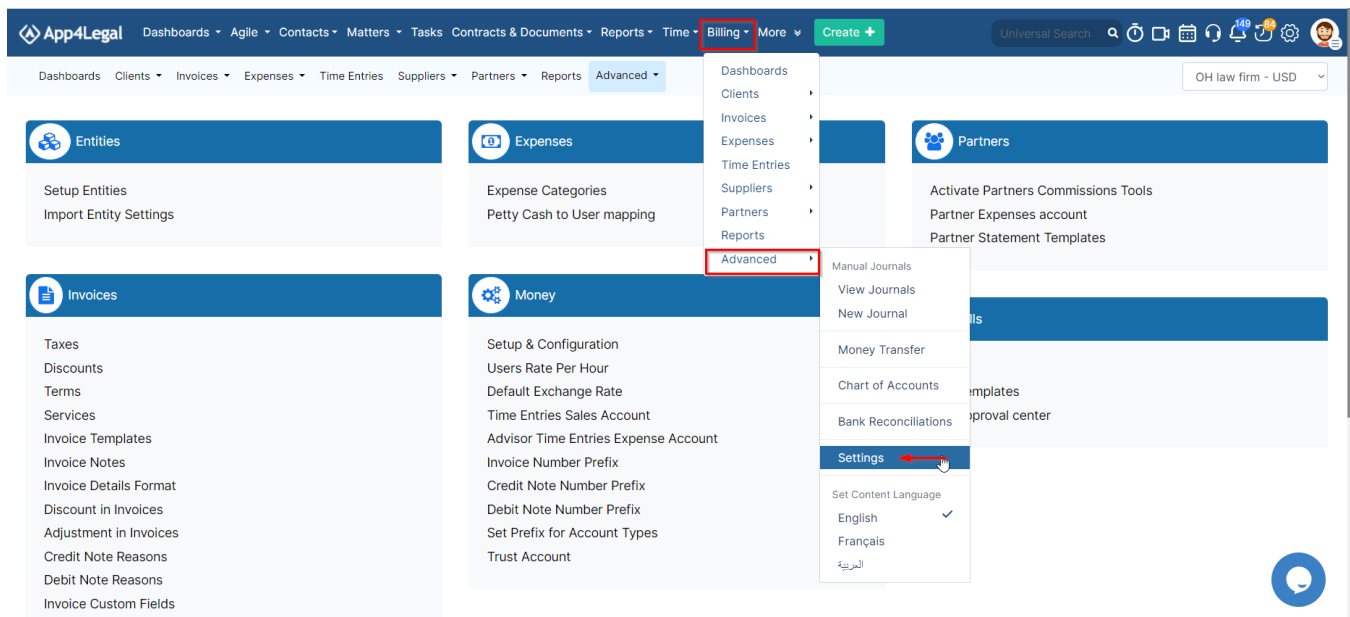
Objectives

- Create a Quote in a different currency

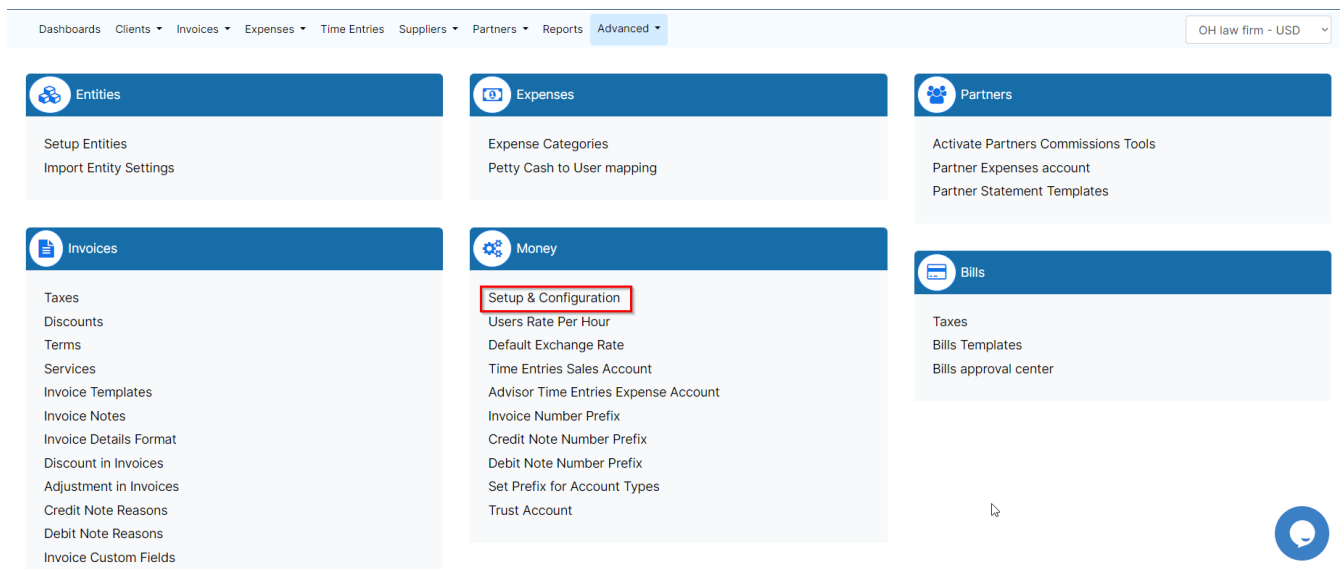
Steps

To create a Quote in a currency other than the Entity's currency, first, you should add the currencies you will be using from the Billing Module.

Go to **Billing Advanced Settings**



Under **Money**, click on **Setup & Configuration**.



In the Money Currency tab, click on the blank to add more currencies, then click on save.

Dashboards
Clients
Invoices
Expenses
Time Entries
Suppliers
Partners
Reports
Advanced
OH law firm - USD

Settings / Setup & Configuration

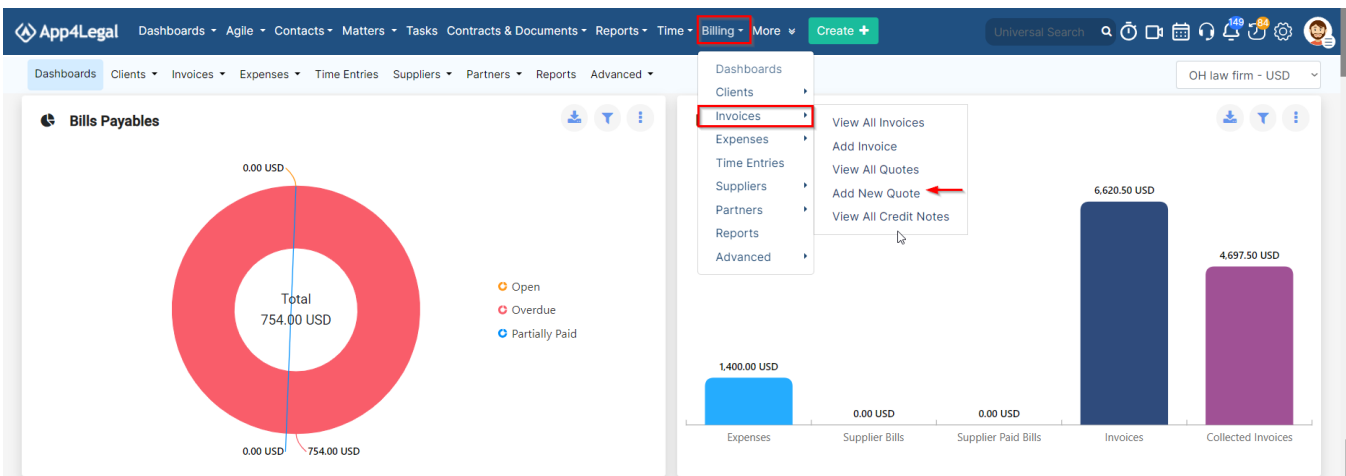
Activate Taxes
Bill Languages
Bill Values
Expenses Values
Invoice Services
Invoice Languages
Invoice Status Values
Module Languages
Money Currency
Partner Statement Languages
Partner's Settlements Per Invoice
User Rates

Property	Default Value	Actions
Currencies	<div> EUR - France LBP - Lebanon SAR - Saudi Arabia USD - United States </div>	Save

After adding the currencies you will likely use, you should create accounts for your clients

Learn more about how to Create Client Accounts in Different Currencies in this [guide](#).

Once you did these steps, you can add a quote from **Billing Invoices Add New Quote**.



In the Client's Account, you can add the account with a different currency than the entity currency.

Dashboards
Clients
Invoices
Expenses
Time Entries
Suppliers
Partners
Reports
Advanced
OH law firm - USD

Save

Client's Account*
Labbini LLC
EUR
1 EUR = 1.38 USD

Quote Ref

Date*
2023-09-26

Due On*
2023-09-26

Matters
Link Matters

Tax Number
10000

Bill To
Labbini LLC

Terms*
In Advance

PO#

Quote details

For more information about LEXZUR, kindly reach out to us at help@lexzur.com. Thank you!

