

# How to Manage Litigation Stages

## Objectives

- Manage Litigation stages

## Steps

The stages and activities tab includes the different Litigation Case stages with the associated litigation information. The information includes court type, court region, client position, and so on.

L

M00000220 Backboss Company x Alvah Batz

Matter - Litigation Case

Actions

General Info

Stages & Activities

Related Advisor Tasks

Documents

Expenses

Time Logs

Matters

Contracts

Settings

Trust0.00 USD

Paid408.72 USD

Due0.00 USD

Billable0.00 USD

Cap10,000.00 USD

Appeal CourtOngoing

last attended hearing 2022-05-24 10:00:00 By Garry Malbeck

AuditJudgesOpponent Lawyers

Court Type:Appeal Court

Court Region:Abu Dhabi

Client:BackBoss Company

Judgment Date:2022-01-30

Court Degree / Circuit: Court of Appeal

Court:Abu Dhabi Courts

Client Position:Defendant

In this Stage for0 day(s)

External/Court Reference

Date

There are no records.

Hearings(1)

Tasks

Events

> First Instance DegreeJudged

> Common

You can change a litigation stage by clicking on the **Actions** button -> Change Stage, and set the new stage as the “to”.

L

M00000220 Backboss Company x Alvah Batz

Matter - Litigation Case

Actions

General Info

Stages & Activities

Related Advisor Tasks

Documents

Expenses

Time Logs

Matters

Contracts

Settings

Trust0.00 USD

Paid408.72 USD

Due0.00 USD

Billable0.00 USD

Cap10,000.00 USD

Appeal CourtOngoing

last attended hearing 2022-05-24 10:00:00 By Garry Malbeck

AuditJudgesOpponent Lawyers

Court Type:Appeal Court

Court Region:Abu Dhabi

Client:BackBoss Company

Judgment Date:2022-01-30

Court Degree / Circuit: Court of Appeal

Court:Abu Dhabi Courts

Client Position:Defendant

In this Stage for0 day(s)

External/Court Reference

Date

There are no records.

Hearings(1)

Tasks

Events

> First Instance DegreeJudged

> Common

Change Stage

New Hearing

Add Event

New Task

New Reminder


Export to Excel

At the top of this window, you can enter the court reference number, which is issued by the courts.


### Change Stage





From **Appeal Court**

to\* **None** 


External/Court Reference Details 

Client Position **Defendant** 


Stage Status **None** 

Judgment Date **YYYY-MM-DD**  **Hijri**

Opponent (1) **Person**

**Alvah A** 

Start typing to select from possible matches.

Opponent Position **Co-Defendant** 

Save

Cancel

### Add External/Court Reference



External/Court Reference\*

External/Court Reference Date\* **YYYY-MM-DD**  **Hijri**

Comments

Save

Cancel

You can also enter other data:

- Client position: the position of your client in this new stage
- Stage status: the status of the stage
- Judgment date: Once judged, this date can be set.
- Opponent(s): Select who the opponents of this stage are, and what their positions are.
- Court Details:

Change Stage

Opponent (1)

Person

Alvah A

Start typing to select from possible matches.

Opponent Position

Co-Defendant

+

Add more

Court Type

Nothing selected

+

Court Degree / Circuit

Nothing selected

+

Court Region

Nothing selected

+

Court

Nothing selected

+

More Fields

Save

Cancel

1. Court Type: Based on the case type ex. Criminal Courts, Economy, Finance, etc.
2. Court Degree: Based on the stage, ex. First Instance Court, Court of Cassation, High Courts
3. Court Region: The area this court is located in.
4. Court: The name of the court itself.

For more information about LEXZUR, kindly reach out to us at [help@lexzur.com](mailto:help@lexzur.com).

Thank you!